









 **OMNIlife science, Inc.**  
 480 Paramount Dr.  
 Raynham, MA 02767  
 www.omnils.com  
 (508)824-2444

## The OMNI SKIRTED HEADS

### SYMBOLS Glossary per ISO 15223-1

	Medical Device Manufacturer
	Use-By Date
	Do not Re-use
	See Instructions for Use
	Do Not Use if Package is Damaged
<b>Rx only</b>	Caution: Federal law (USA) restricts this device to sale by or on the order of a physician.
<b>QTY</b>	Quantity
	Sterilized Using Ethylene Oxide
	Batch Code
	Catalogue Number

### PRODUCT HANDLING

Implants are provided sterile and should always be stored unopened in their respective protective containers. Prior to use, inspect package for damage, that may compromise sterility. If packaging has been opened or damaged, contact manufacturer's representative. When unpacking the implant, verify the labeling for correct REF number (Product Code) and size. When removing the implant from its packaging, relevant aseptic handling must be observed. Protect prosthesis from contact with objects that may damage the surface finish. Visually inspect each implant for damage prior to use. Procedures for implanting and removal are available upon request.

### DESCRIPTION

The OMNI Skirted Heads are a semi-constrained total hip replacement and should be used only with SERF's NOVAE Dual Mobility Acetabular Cup.

### MATERIALS

- Heads: wrought cobalt chromium alloy (ASTM F 1537)

### INDICATIONS FOR USE

The OMNI Skirted Head is intended for use in combination with the NOVAE® Dual Mobility Acetabular Cup and is indicated for total hip replacement, which includes:

- Osteoarthritis
- Femoral neck fracture
- Dislocation risk
- Osteonecrosis of the femoral head
- Revision procedures where other treatments or devices have failed and If bone reconstruction so permits

SUNFIT TH, NOVAE E TH and COPTOS TH are intended for press-fit use and NOVAE STICK is indicated for cemented use

### CONTRAINDICATIONS

Absolute contraindications include:

- Acute or chronic local or systemic infections (cardiopathies, non-compensated diabetic patients, chronic hemodialysis, decreased immune function..)
- Severe damage to bone structures, bone loss or poor bone quality that stands in the way of stable implantation of the implant components, severe osteoporosis, major bone deformities of the joint to be replaced, local bone tumors.;
- Severe muscular, neurological or vascular deficiencies affecting the involved limb,
- Bone tumors in the area of implant anchoring
- All related diseases which could compromise prosthesis functional result or implantation.
- Drug, alcohol or tobacco abuse;
- Obesity and overweight patients; high level activity, intensive sports practice, fall
- Psychosocial issues; Lack of patient cooperation

### WARNINGS AND PRECAUTIONS

While total hip arthroplasty components are not intended to withstand activity levels and loads of normal healthy bone, they are a means of restoring mobility and reducing pain for many patients.

In using joint replacement implants, the surgeon should be aware of the following:

- The correct selection of the implant components is extremely important. The potential for success in joint replacement is increased by the selection of the proper

size, shape and design of the implant. Joint replacement prostheses require careful seating and adequate bone support, and should be restricted to limited functional stress. The surgeon is to be thoroughly familiar with the implants, instruments, and surgical procedure prior to performing surgery.

- In selecting patients for joint replacement surgery, the following factors can be of extreme importance to the eventual success of the procedure:
  1. The patient's weight. An overweight or obese patient can produce loads on the prosthesis, which can lead to failure of the prosthesis. This becomes a major consideration when a small prosthesis must be used.
  2. The patient's occupation or activity. If the patient is involved in an occupation or activity, which includes substantial walking, running, lifting, or muscle strain, the resultant forces can cause failure of the fixation, the device or both.
  3. A condition of senility, mental illness or alcoholism. These conditions, among others, may cause the patient to ignore certain necessary limitations and precautions, leading to failure or other complications.
  4. Foreign body sensitivity. Where material sensitivity is suspected, appropriate tests should be made prior to material selection or implantation.
  5. Certain degenerative diseases. In some cases, the progression of degenerative disease may be so advanced at the time of implantation that it may substantially decrease the expected useful life of the appliance. For such cases, total joint replacement can only be considered a delaying technique or temporary relief.

- The correct handling of the implant is extremely important. Care must be taken to protect mating surfaces and polished bearing surfaces from nicks and scratches which could become the focal point for failure. Do not tamper with the implant as contouring or bending of the implant may reduce its service life and may cause immediate or eventual failure under load.
- Standard cleaning procedures cannot be relied upon to remove contamination from porous coating.
- A surgical implant should not be reused. Even though a used implant may appear undamaged, it may have small defects and internal stress patterns, which may lead to failure. Use only new prosthesis of the current design.

- Resterilization of the device is not recommended.
- Bone excision should be limited to the amount necessary to accommodate the implants. Prior to closure, the surgical site should be thoroughly cleaned of bone chips, bone cement or other detritus that may cause a third body wear problem. Range of motion should be checked for impingement or instability.
- Postoperative care is important. The patient should be instructed on the limitations of these devices and should be cautioned regarding load-bearing, ranges of motion, and activity levels permissible. Excessive physical activity and trauma affecting the replaced joint have been implicated in premature failure by loosening, fracture and/or wear of the prosthesis implant. Early load-bearing should be carefully controlled. The patient should be advised to report any related pain, decrease in range of motion, swelling, fever, and unusual incidences.
- The OMNI skirted heads have not been evaluated for safety and compatibility in the MR environment.
- The OMNI Hip System skirted heads have not been tested for heating or migration in the MR environment.
- The modular head and neck components must be firmly seated to prevent disassociation. Scratching of modular heads and tapers should be avoided. Repeated assembly and disassembly of the head or neck components could compromise a critical locking action. The head or neck components should be changed only when clinically necessary. The interfaces should be clean and free from debris prior to assembly.

#### POSSIBLE ADVERSE EFFECTS

- The possible adverse effects of the OMNI Hip System skirted heads are similar to those occurring with any hip arthroplasty and include the following:
- Dislocation or subluxation due to improper positioning or muscle and fibrous tissue laxity.
- Loosening or migration of components due to trauma and/or loss of fixation.
- Accelerated wear of the polyethylene articulating surfaces of acetabular components. Such wear may be initiated by particles of cement, metal, or other debris which can cause abrasion of the articulating surfaces. Accelerated wear shortens the useful life of the prostheses, and leads to early revision surgery to replace the worn components.
- Histiocytic granuloma formation and osteolysis around the implant due to wear debris.

- Fatigue fracture of the implant as the result of strenuous activity, improper alignment, inadequate fixation, extreme duration of service, or obesity.
- Urological complications, especially urinary retention and infection, Dislocation, wear, dissociation, or fracture of the acetabular cup liner due to neck-liner impingement.
- Other complications associated with general surgery, drugs or ancillary devices used, blood, etc.
- The surgeon bears responsibility for any complications arising from incorrect diagnosis, inaccurate operative technique and inadequate asepsis.
- Tissue reactions to the implant and/or surgical instrumentation materials ,particularly metal sensitivity reactions.
- Severe muscular neurological or vascular deficiencies affecting the involved limb.
- Significant bone destruction, bone loss or poor bone quality thus compromising the implant long-term stability.
- Implant loosening, deformity, crack or rupture of a component, bone fracture, local transitory or permanent nerve damage, dislocation, shortening or lengthening of the operated limb, valgus, varus, limited range of motion, early postoperative infection,

Intraoperative and early postoperative complications can include:

- Damage to blood vessels;
- Temporary or permanent neuropathies;
- Traumatic arthrosis of the knee from Intraoperative positioning of the extremity;
- Cardiovascular disorders including venous thrombosis, pulmonary embolism, or myocardial infarction;
- Hematoma;
- Delayed wound healing;
- Infection;
- Femoral perforation;
- Fracture of the femur while press-fitting the femoral stem component;
- Undesirable shortening or lengthening of the limb.

Late postoperative complications can include:

- Aggravated problems of the knee or ankle of the affected limb or contralateral extremity by leg length discrepancy, too much femoral medialization, or muscle deficiency;
- Femoral fracture by trauma or excessive loading, particularly in the presence of poor bone stock;

- Periarticular calcification or ossification, with or without impediment to joint mobility;
- Inadequate range of motion due to improper selection or positioning of components, by femoral impingement and periarticular calcification;
- Excessive joint pressures and pain with ambulation due to excessive scarring of the joint capsule and surrounding tissues;
- Infection;
- Trochanteric avulsion as a result of excessive muscular weakening;
- Trochanteric non-union due to inadequate reattachment and/or early weight bearing.

#### CAUTION

Disposal of implants should be carried out using the hospital's standard method for non-biodegradable non-combustible medical waste.

#### MRI SAFETY INFORMATION

The implants have not been evaluated for safety and compatibility in the MR environment. They have not been tested for heating, migration, or image artifact in the MR environment. The safety of the implants in the MR environment is unknown. Scanning a patient who has this device may result in patient injury.

- All rights reserved. OMNI Modular, OMNI Surgical, OMNI K1, OMNI K2 are trademarks of OMNIlife science, Inc.
- \*\*U.S. Patents 6,702,854 and 7,044,975, other patents pending.
- Additional information about the OMNI Skirted Heads may be obtained from OMNI life science, Inc.